

VX10

LED Video Controller

Specification v1.1



Overview

VX10 is Colorlights' video controller, which integrates the functions of UHD images processing and LED display control. The device supports the input of 4K and 2K video signals, with a maximum loading capacity of 6.5 million pixels (up to 16,384 pixels in width, and 8,192 pixels in height). In terms of output, it supports Ethernet port and fiber port output, which can satisfy different demands. With strong video processing and sending capacity, VX10 is applicable broadly in such scenarios as medium and high-end rental, stage control, radio and television, film shooting, etc.

Features

Input

- Video input port:
 - 1×HDMI2.0
 - 1×HDMI1.4 (IN&LOOP)
 - 1×DVI (IN&LOOP)
 - 1×DVI
 - 1×3G-SDI (IN&LOOP)
 - 1×10G fiber port (Fiber1)
- Up to 4096x2160@60Hz input.
- Support 8bit/10bit video signal.
- The HDMI2.0 port supports HDCP2.2 standard and is compatible with HDCP1.4 standard.
- The HDMI1.4 and DVI ports support HDCP1.4 standard.
- 23.98Hz to 240Hz frame rate.

Output

- 10× Gigabit network ports.
 - Maximum loading capacity of 6.5 million pixels, with up to 16,384 pixels in width and 8,192 pixels in height.
- 2× 10 Gigabit fiber ports.
 - Fiber1 copies 10× Ethernet ports.
 - Fiber2 copies/backups 10× Ethernet ports.
- Fiber port supports Video loop output

- Support up to 1× 4K×1K@60Hz or 2× 2K×1K@60Hz video source.
- 1× HDMI1.3 as previewing or video output port.
- 23.98Hz to 240Hz frame rate.
- Support both Ethernet port backup and controller redundancy.

Video processing

- Support 8bit and 10bit video processing.
- Video signal cropping, switching, and broadcasting-level scaling.
- Support 3× layers display, as well as independent adjustment of size and position of layers.
- No latency achievable in Bypass mode.
- Support HDR display.
- Support Genlock and LOOP through.

Color adjustment

- Image adjustment: Support adjusting the hue, saturation, contrast, and brightness compensation of output.
- Brightness adjustment: Support adjusting brightness by Ethernet port groups.
- Color temperature adjustment: Support adjusting color temperature accurately and RGB component individually.

Audio input/output

- HDMI port supports audio input.
- Support audio output via multi-function card.

3 working modes

- Video processor
- Fiber optic transceiver
- Bypass

Device control

- USB port for control and cascading.
- RS232 serial communication protocol.
- LAN port for TCP/IP control.

Appearance

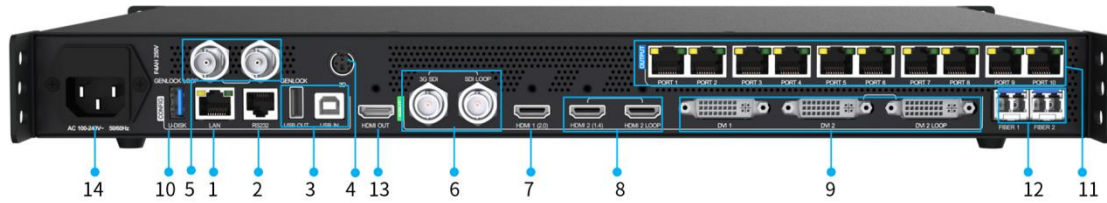
Front panel



No.	Item	Description
1	LCD	Display operation menu and system information.
2	Knob	<ul style="list-style-type: none"> • Press to enter sub-menu or confirm selection. • Rotate to select menu item or tune parameters.
3	ESC	Exit current interface.
4	Function buttons	<ul style="list-style-type: none"> • Main / PIP1 / PIP2: Open/Close the layer and display layer status. • Full Screen: Enable full screen auto-scaling. • HDMI 1 / HDMI 2 / DVI 1 / DVI 2 / SDI / Fiber 1-1 / Fiber 1-2 / Mosaic: Switch to corresponding signal. • Preset: Select a preset. • Bright: Tune brightness. • Freeze: Freeze the current frame of the output image. • FN: A customizable function button.
5	Power switch	Power on/off the device.

*The illustration is for reference only. Since the appearance of equipment may vary due to different production process, please refer to the actual product.

Rear panel



Control		
1	LAN	<ul style="list-style-type: none"> • RJ45 port for accessing local area network.
2	RS232	<ul style="list-style-type: none"> • RJ11(6P6C) port* for connecting to central control.
3	USB IN	<ul style="list-style-type: none"> • USB2.0 Type B port ; Support cascading input and connection with PC for parameter configuration.
	USB OUT	<ul style="list-style-type: none"> • USB2.0 Type A port for cascading output.
3D port		
4	3D*	Output 3D sync signal (Optional, work with active 3D glasses).
Genlock		
5	GENLOCK	<ul style="list-style-type: none"> • 1× BNC port, male, for the input of an external synchronization source. • Support Bi-level and Tri-level sync. • Support 23.98~60Hz frame rates.
	GENLOCK LOOP	<ul style="list-style-type: none"> • 1× BNC port, male. • Loop out Genlock sync signal.
Input		
6	3G SDI	<ul style="list-style-type: none"> • 1× SDI input, support Loop output. • Support ST-424(3G), ST-292(HD), and ST-259(SD) standard video source input.
	SDI LOOP	<ul style="list-style-type: none"> • Maximum resolution: 1920×1080@60Hz • Support de-interlaced display. • Not support EDID settings.
7	HDMI 1 (2.0)	<ul style="list-style-type: none"> • 1× HDMI2.0 input, backward compatible with HDMI1.4 and HDMI1.3. • Maximum resolution: 4096×2160@60Hz, minimum resolution: 800×600@60Hz, maximum pixel clock: 600MHz. • Custom resolution:

		<ul style="list-style-type: none"> - Maximum width: 8192 (8192×1080@60Hz). - Maximum height:8192 (1080×8192@60Hz). • Support independent EDID settings. • Support HDCP2.2 standard and compatible with HDCP1.4 standard. • Support HDR. • Support audio input. • Not support interlaced signal inputs.
8	HDMI 2 (1.4) HDMI 2 LOOP	<ul style="list-style-type: none"> • 1× HDMI1.4 input, HDMI 2 support LOOP output. • Maximum resolution: 4096×1080@60Hz/4096×2160@30Hz, minimum input resolution: 800×600@60Hz. • Custom resolution: <ul style="list-style-type: none"> - Maximum width: 4096 (4096×1080@60Hz). - Maximum height:4096 (1080×4096@60Hz). • Support independent EDID settings. • Support HDCP1.4. • Support audio input. • Not support HDR. • Not support interlaced signal inputs.
9	DVI 1 DVI 2 DVI 2 LOOP	<ul style="list-style-type: none"> • 2× DVI input; DVI 2 support Loop output. • Maximum resolution: 4096×1080@60Hz/4096×2160@30Hz, minimum resolution: 800×600@60Hz. • Custom resolution: <ul style="list-style-type: none"> - Maximum width: 4096 (4096×1080@60Hz). - Maximum height:4096 (1080×4096@60Hz). • Support HDCP1.4. • Support independent EDID settings. • Not support audio input. • Not support HDR. • Not support interlaced signal input.
10	U-DISK	<ul style="list-style-type: none"> • USB drive port; support receiver card parameter configuration.
Output		

11	PORT 1-10	<p>10× 1G Ethernet ports.</p> <ul style="list-style-type: none"> • Overall loading capacity, 6.5 million pixels: <ul style="list-style-type: none"> - Up to 16,384 pixels in width and 8,192 pixels in height. - 8bit@60Hz: 6.5 million pixels; 10bit@60Hz: 4.9 million pixels. - 8bit@120Hz: 3.25 million pixels; 10bit@120Hz: 2.45 million pixels. - 8bit@240Hz: 1.62 million pixels; 10bit@240Hz: 1.22 million pixels. • Loading capacity per port, 650,000 pixels: <ul style="list-style-type: none"> - 8bit@60Hz: 650,000 pixels; 10bit@60Hz: 490,000 pixels. - 8bit@120Hz: 320,000 pixels; 10bit@120Hz: 240,000 pixels. - 8bit@240Hz:160,000 pixels; 10bit@240Hz: 120,000 pixels. • Communication distance: The recommended maximum cable (CAT5e) run length is 100 meters. • Support redundancy.
12	Fiber 1-2	<ul style="list-style-type: none"> • 2× 10G fiber ports (optional 10G SFP+ optical module. Transmission distance depends on optical module specifications). • Fiber1: Fiber port self-adaptive, either for input or output. <ul style="list-style-type: none"> - When fiber optic transceiver is the device to be connected, the fiber port works as an output port. <ul style="list-style-type: none"> - When 10× Ethernet ports and Fiber1 are all connected, the 10× Ethernet ports work normally while the Fiber1 dose not work - When Fiber1 is not connected while the 10× Ethernet ports are connected, the 10× Ethernet ports work normally. - When fiber port of the vide processor is the device to be connected, the fiber port works as an input port. <ul style="list-style-type: none"> - Fiber1 supports up to 1× 4K×1K@60Hz or 2× 2K× 1K@60Hz video source inputs. • Fiber2: For output only. <ul style="list-style-type: none"> - 1~10 Ethernet ports: Transmit data from up to 10× Ethernet ports (in copy or backup mode). - Video loop output: Support up to 1× 4K×1K@60Hz or 2× 2K× 1K@60Hz video source. - Optional loop output video source: SDI, HDMI1(2.0), HDMI2, DVI1, DVI2, Fiber1-1, Fiber1-2.

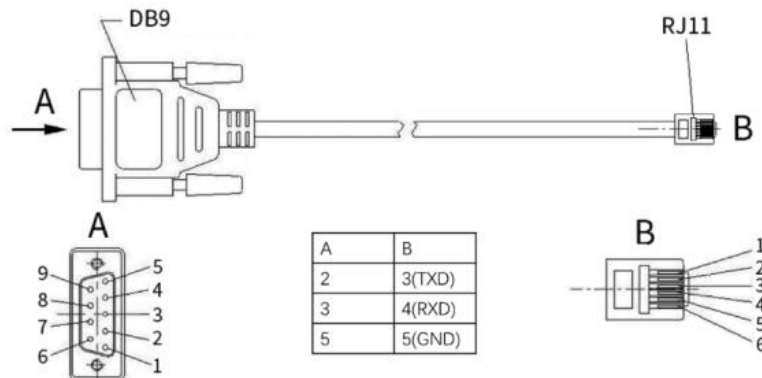
13	HDMI OUT	<ul style="list-style-type: none"> • 1× HDMI1.3 port • Support output preview or video output; the video output supports different resolutions.
----	----------	---

Power

14	AC100-240V	Port for power input; 100-240V; 50/60Hz; with built-in fuse.
----	------------	--

* The illustration is for reference only. Since the appearance of equipment may vary due to different production process, please refer to the actual product.

* The schematic of RJ11 (6P6C) to DB9 cable is shown as follows:



Signal format

3G-SDI					
Input	Color space	Sampling	Color depth	Max. resolution	Frame rate
3G	YCbCr	4:2:2	8/10bit	1920×1080@60Hz	50,59,94,60
	YCbCr	4:2:2	8/10bit	1280×720@60Hz	23.98,24,25,29.97,30,50,59.94,60
HD	YCbCr	4:2:2	8/10bit	1920×1080@60Hz	50,59,94,60
	YCbCr	4:2:2	8/10bit	1280×720@60Hz	23.98,24,25,29.97,30,50,59.94,60
SD	YCbCr	4:2:2	8/10bit	720×576@60Hz	50
	YCbCr	4:2:2	8/10bit	720×480@60Hz	59.94
HDMI2.0					
Input	Color space	Sampling	Color depth	Max. resolution	Frame rate
4K	YCbCr	4:2:2	8/10bit	4096×2160@60Hz	23.98,30,50,59.94,60
	YCbCr/RGB	4:4:4	8bit	4096×2160@60Hz	
	YCbCr/RGB	4:4:4	10bit	4096×2160@30Hz	
2K	YCbCr	4:2:2	8/10bit	1920×1200@60Hz	23.97,24,30,50,59,94,60,100,120,144
	YCbCr/RGB	4:4:4	8bit	1920×1200@60Hz	
	YCbCr/RGB	4:4:4	10bit	1920×1200@30Hz	
HD	YCbCr	4:2:2	8/10bit	1280×1200@60Hz	23.97,24,30,50,59,94,60,100,120,144,240
	YCbCr/RGB	4:4:4	8/10bit	1280×1200@30Hz	
HDMI1.4					
Input	Color space	Sampling	Color depth	Max. resolution	Frame rate
4K	YCbCr	4:2:2	8bit	4096×1080@60Hz	23.98,24,25,29.97,30,50,59.94,60
	YCbCr/RGB	4:4:4	8bit		
2K	YCbCr	4:2:2	8bit	1920×1200@60Hz	23.97,24,30,50,59,94,60
	YCbCr/RGB	4:4:4	8bit	1920×1200@60Hz	
HD	YCbCr	4:2:2	8bit	1280×1200@60Hz	23.97,24,30,50,59,94,60,100,120,144,240
	YCbCr/RGB	4:4:4	8bit	1280×1200@60Hz	
DVI					
Input	Color space	Sampling	Color depth	Max. resolution	Frame rate
4K	RGB	4:4:4	8bit	4096×1080@60Hz	23.98,24,25,29.97,30,50,59.94,60

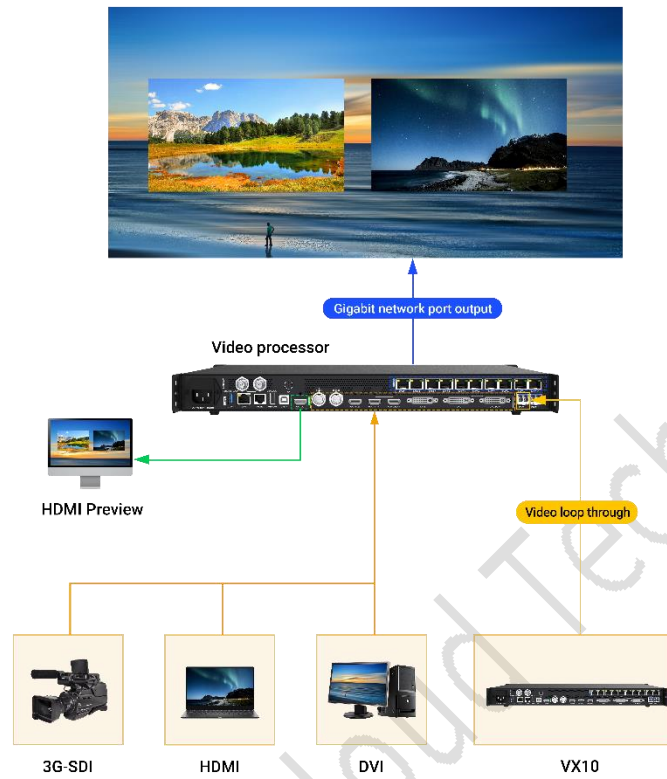
2K	RGB	4:4:4	8bit	1920×1200@60Hz	23.98,24,25,29.97,30,50,59.94,60
HD	RGB	4:4:4	8bit	1280×1200@60Hz	23.97,24,30,50,59,94,60,100,120,144,240
Only part of the regular resolutions are listed above.					

Parameters

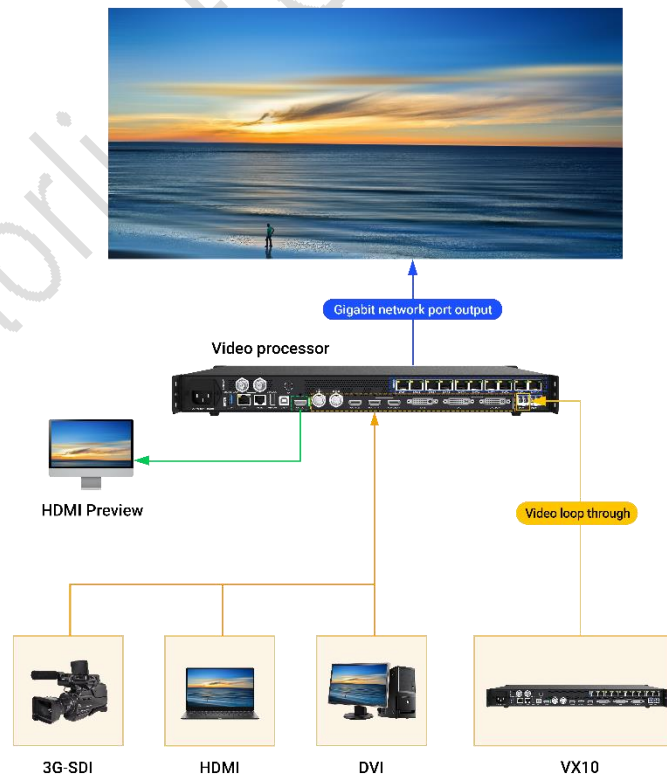
Dimensions (W×H×D)	
Device	482.6mm(19.0")×44.0mm(1.7")×418.7mm(16.5"),1U, without foot pads
Packing	550.0mm(21.7")×115.0mm(4.5")×490mm(19.3")
Weight	
Net	4.8kg (10.58lbs)
Electrical parameters	
Power supply	AC100-240, 50/60Hz
Rated power	75W
Operating environment	
Temperature	-20°C~50°C (-4°F~122°F)
Humidity	0%RH-90%RH, non-condensing
Storage environment	
Temperature	-30°C~80°C (-22°F~176°F)
Humidity	0%RH-90%RH, non-condensing

Applications


Video processor mode



Bypass mode

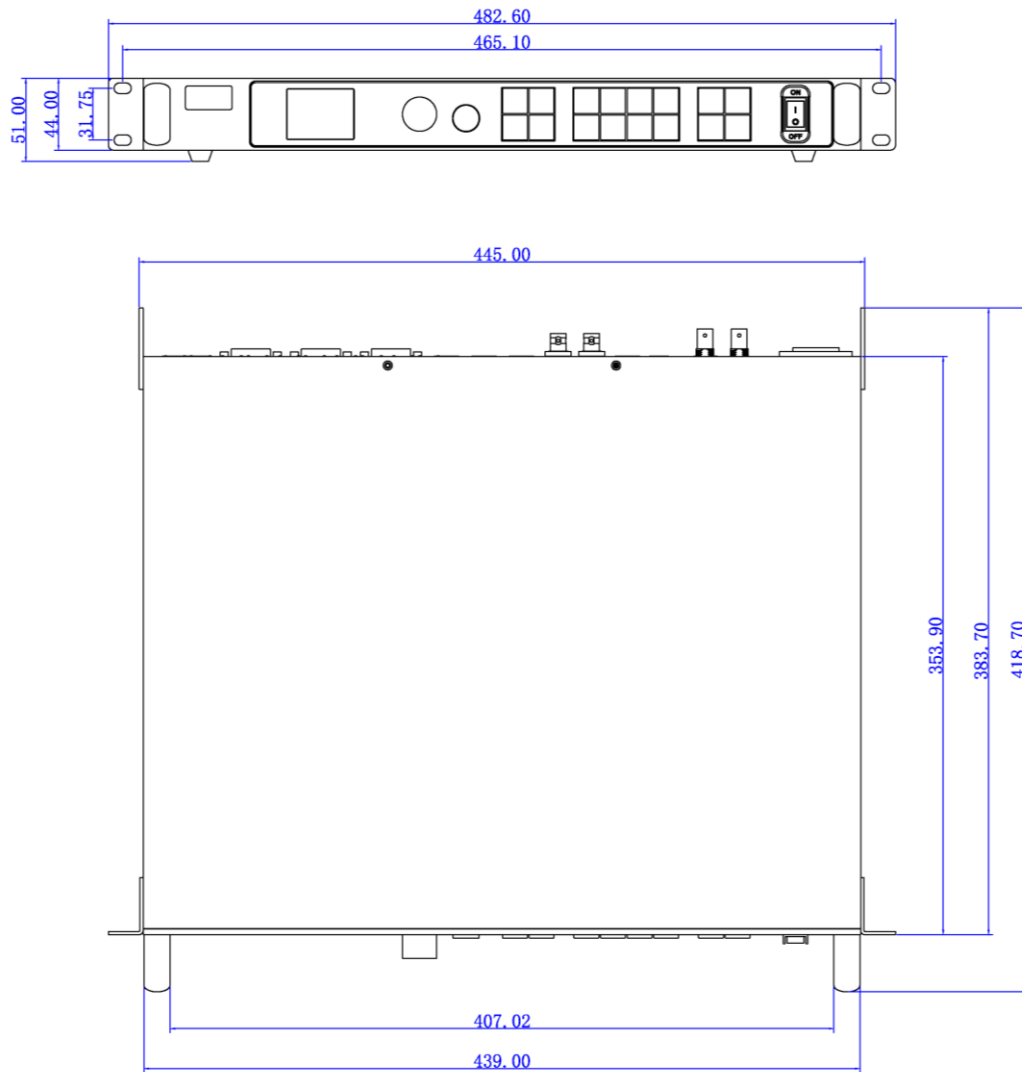


Fiber optic transceiver mode



Reference dimensions

Unit: mm



Statement

Copyright © 2023 Colorlight Cloud Tech Ltd. All rights reserved.

No part of this document may be copied, reproduced, transcribed, or translated without the prior written permission of Colorlight Cloud Tech Ltd, nor be used for any commercial or profit-making purposes in any form or by any means.

 **Colorlight®** The logo is a registered trademark of Colorlight Cloud Tech Ltd.

Without written permission of the company or the trademark owner, no unit or individual may use, copy, modify, distribute, or reproduce any part of the above and other Colorlight trademarks in any way or for any reason, nor bundle them with other products for sale.

Due to possible changes in product batches and production processes, the text and pictures in the document may be adjusted and revised to match accurate product information, specifications, and features. Colorlight may make improvements and changes to this document without prior notice. Please refer to the actual product.

Thank you for choosing Colorlight Cloud Tech Ltd product. If you have any questions or suggestions during use, please contact us through official channels. We will do our utmost to provide support and listen to your valuable suggestions. For more information and updates, please visit www.colorlightinside.com or scan the QR code.

Service Phone

4008 770 775

Colorlight Cloud Tech Ltd

Official Website: www.colorlightinside.com

Head Office Address: Room 37F-39F, Building 8, Zone A,
Shenzhen International Innovation Valley, Vanke Cloud City,
Nanshan District, Shenzhen, China

